

Mabel White Home Living Corp

product catalog







"Making your own product..."



S O U L utions"

summer-fall 2005

Accessories	3
Soap Supplies.....	4
Oil Bases Dyes	4
Bath Product Bases	5
Bath Product Bases	5
Carrier Oils- See Fixed Oils	9
Body Butters.....	9
Containers	10
Craft Books.....	13
Essential Oils.....	14
Hydrosols.....	16
Fixed Oils	16
Preservatives and Soap Making Oils	17
Flavor Oils	18
Fragrance Oils	21
Lip Balm Supplies	23
Miscellaneous or Unique Items.....	24
Packaging	25
Waxes & Wicks.....	26
Payment Information.....	30

	<p>Bath Salt Scoop, Clear Plastic (10 Scoops) *Excellent for scooping a 1/2 ounce of bath salts.</p>	<p>\$5.95</p>
	<p>Heavy Duty Pail Wrench Opener *No longer break your nails trying to open a pail!</p>	<p>\$9.95</p>
	<p>Perfume Testing Strips (Pack of 100)</p>	<p>\$6.95</p>
	<p>Pink Gel Freezer Eye Mask</p>	<p>\$2.95</p>
	<p>Spray Mist Bottle Durable and passes our inspection! Great for facial mists and body and room sprays to name a few. Holds 1/2 Ounce of fluid, clear bottle and cap. *Use Polysorbate 20 when you want to mix an oil based fragrance with water.</p>	<p>.95 each</p>
	<p>Vinyl Shrink Band Tape 66 feet of vinyl shrink tape in eight true colors! 3/4 " wide. For wider tape simply loop around product a few times. To shrink the tape to your product, simply hit with a blow dryer. Available in Blue, Brown, Green, Orange, Red, Violet, White, Yellow.</p>	<p>\$5.95 each</p>
	<p>Shrink Bands for Chapstick Tubes (40/pack)</p>	<p>\$2.99</p>

Soap Supplies

Castile Soap Bricks , 2 pound bricks (32 ounces) for Rebatching Soap, Molding Projects, and other Recipes.... High quality 100% olive oil soap prepared the old fashioned way.	\$12.95
Conditioner Pearls 8 Ounces (Makes 160 ounces at 5%) Just add 5%-10% to hot Distilled water, Hydrosol or other aqueous solution.	\$6.95
Goat's Milk Soap Bricks , 2 pound bricks (32 ounces) for Rebatching Soap, Molding Projects, and other Recipes.... High quality 100% olive oil soap prepared the old fashioned way.	\$14.95
Melt & Pour Glycerin Soap Base White , 5 Pounds (100% Vegetable)	\$14.95
Melt & Pour Glycerin Soap Base Clear , 5 Pounds (100% Vegetable)	\$14.95
Shampoo Pearls 8 Ounces (Makes 160 ounces at 5%) Just add 5%-10% to hot Distilled water, Hydrosol or other aqueous solution.	\$6.95

Oil Bases Dyes for Bath or Candle Use

Red Oil Based Dye	1 ounce	\$8.95
Blue Oil Based Dye	1 ounce	\$8.95
Yellow Oil Base Dye	1 ounce	\$8.95
Magenta Oil Based Dye	1 ounce	\$8.95
Plum/Rose Oil Based Dye	1 ounce	\$8.95
Purple Oil Based Dye	1 ounce	\$8.95
Ground Pumice Great for making kitchen, Garden and Mechanics soap!	4 ounces	\$2.95

Bath Product Bases

Bath Bomb Mold	each	\$1.95
Citric Acid	1 pound	\$1.95
	25 pounds	\$38.23
Colloidal Oatmeal	8 ounces	\$4.95
Dried Buttermilk.	8 ounces	\$6.95
French Pink Clay	4 ounces	\$2.95
Kaolin Clay, White	4 ounces	\$2.95
Polysorbate 20 to make room sprays, body splashes and perfume	4 ounces	\$5.95
Sodium Bicarbonate (Baking Soda)	1 pound	\$1.95

* Polysorbate 20 is a water-soluble yellowish liquid used as a dispersing agent -**mixes oil and water, fragrance solubilizer and stabilizer**, lubricates and has a soothing effect on the skin.

Body Sprays. Typical usage is 10%-50%.



Citric Acid is a main ingredient in Bath Bombs and Fizzies... **it is the fizz!** Use this to turn your bath salts into fizzing salts! **Epsom salt and pumice are the best exfoliants!**

How to Make Bath Bombs?

Making your own **bath bombs**, for instance, is so easy and is basically made up of **one part baking soda** to **one part citric acid**, a **little cornstarch** and a little **fragrance oil** to hold it all together. We recommend you use a hand mixer because a blender will fog your plastic. When you are done with your mixture it should be clumpy and you can press vary hard into uniform hand made snow balls or press VERY firmly into a heart or round shaped soap mold. Consider buying our fun one hour DVD/Video that shows how to make that and much more!

Spa Salts, Large White	1 pound	\$1.95
	4 pounds	\$9.95
Epson Salt, White	1 pound	\$2.95
Emulsifying Wax, EmulSoy Bar	1 Bar (4 ounces)	\$2.95
Emulsifying Wax, EmulSoy Bars	6 Pack (4 ounce Bars)	\$16.95

Our lotion is the best! Unscented, like Bath and Body Works first version, with Sweet Almond Oil, Emulsifying Wax and Purified Water!

Making Lotion



Lotion and Crème' is basically making oil and water mix. To get water and oil to mix, you need a little emulsifying wax. Introducing our New One Step **EmulSoy!** (TM) We made lotion and crème' making even easier! Our recipe makes 42 ounces of the best lotion or crème with just 1/2 a bar of EmulSoy. Forget the Steric acid and other costly emulsifying waxes! A whole bar makes crème! **You will need a preservative such as Germaben II E at 1% of the total weight of your products.**

Additives: We highly recommend you add your fragrance oils and other additives into your lotion or crème as it cools down, so your additives, including preservatives, do not evaporate with the heat. After 24 hours you will have two or three times the thickness of the initial consistency of your lotion or crème.

Making Lotion in a Blender

Makes 42 Ounces of Lotion or Crème! Tools Needed:

- A Blender, Glass Preferably or Hand Mixer
- 2 Pyrex glass measuring cup designed for 4 cups
- Large Spatula's
- Containers for your results, mason jars will work.

Ingredients:

- 2 1/4 Cups of Water (rain water or tea infused water is good also)
- 2 1/4 Cups of **Oil of Choice**, Carrot, Hemp, here you can go wild!
- 2 ounces Emulsifying Wax or "Bar" (to go in the oil part)
- Borax 2 Teaspoons (to go in the water part) Not needed unless you have hard water. Use a teaspoon if you see separation.
- Borax is the "Mule Team" stuff you can buy at the local grocery store.

Directions:

1. Heat the water, along with the Borax in a Pyrex glass in the microwave, until boiling.
2. Remove with mittens, and pour the water mixture into a glass blender. Cover blender to keep heat in.
2. Place the oil with the Emulsifying Wax in the Microwave, in a glass measuring cup designed to take heat.
3. Heat the oil mixture until very hot, just before boiling, but making sure all ingredients are melted.
4. Carefully remove the hot oil mixture from the microwave with Kitchen Mitts.
5. Slowly pour the hot oil mixture into the blender with the water, standing back to avoid any initial splash. Hold the cover down with a mitten, (in case it does splash at the start of blending.) Blend for at least two minutes.
6. After a few minutes you will have lotion consistency and crème' when you scrape the product from the sides of the blender glass. The preparation will thicken twice as much overnight as it all cools.

Basic Bath Salt Recipe:

Bath salts are easy and great to soften water as well as your skin! Whichever salt you choose simply shake it up in a zip lock bag with a little food coloring and water! Do this before you add your fragrance oils because food coloring is not oil based. You determine how much fragrance you prefer, but usually 1/4 ounce will scent a pound of salts very nicely. You can get fancy and add items to the mixture such as 1 part baking soda to one part citric acid to make the salts fizzy. You can also add a little vitamin e oil, dry milk and or goat's milk powders. Do not be nervous about the amounts, the salt is your main ingredient. Store these creations in Bath Salt Vials, great for gift giving.



Steric Acid Great for making stiffer lotions among other toiletry and candle making purposes.	½ pound	\$2.95
Vegetable Glycerin, Sweet & Edible A vegetable glycerin derived from coconuts. Used in the making of lotions, creams and soaps.	2 ounces	\$1.95
	16 Ounces	\$9.95
	1 Gallon	\$39.95

“**Vegetable Glycerin** is very sweet and edible. It has the ability to make bubbles and increase suds. Known for its skin softening properties; seals in moisture. Vegetable glycerin is edible and also helps suspend color in items such as lotions.” **Making “Love Lotion” in 2 Ounce versions has been a best seller for the last year for many people who make product for sale. We also use a touch of vegetable glycerin to make a paste for body scrubs, with exfoliants such as salt, sugar and coffee**








Edible Love Lotion and Breath Elixir Recipe:









Vegetable Glycerin is not only a nice moisturizer for skin it helps suspend color better and is edible! To make your own edible love lotion, just add a few drops of flavor oil to 1/2 ounce of vegetable glycerin and store in a convenient container. For a breath freshener just add a few drops of any mint essential oils in a ¼ dropper bottle!

Body Butters

<p>Aloe Body Butter</p> <p>Very healing. The aloe leaf contains over 75 nutrients, along with 20 minerals, 18 amino acids, and 12 vitamins.</p>	<p>4 ounces</p> <p>1 pound</p>	<p>\$4.95</p> <p>\$12.95</p>
<p>Aloe-Carrot-Hemp Butter Bar</p> <p>Aloe, Carrot and Hemp oils are all famous for their nurturing qualities.</p>	<p>2.5 ounces</p>	<p>\$9.95</p>
<p>Apricot Body Butter</p> <p>Apricot kernel is slightly orange in color and has a faint apricot and nutty scent that is extremely pleasing.</p>	<p>4 ounces</p> <p>1 pound</p> <p>10 pounds</p>	<p>\$4.95</p> <p>\$9.95</p> <p>\$85.00</p>
<p>Bee Pollen Body Butter</p> <p>We make up the bee pollen on premises at Mabel. Bee Pollen Butter is one of the most moisturizing and nourishing butter we have. Excellent for those who suffer from dry skin!</p>	<p>4 ounces</p> <p>1 pound</p>	<p>\$9.95</p> <p>\$14.95</p>
<p>Bee Pollen Body Butter in a Jar</p>	<p>4 ounces</p>	<p>\$12.95</p>
<p>Cocoa Body Butter</p> <p>This cocoa butter has a luscious hint of dark chocolate, and is ivory in color.</p>	<p>2.5</p> <p>1 pound</p>	<p>\$6.95</p> <p>\$12.95</p>
<p>Mango Body Butter</p> <p>This is one of our favorite butters period. Mango Butter is another exotic oil that has a buttery feel at body temperature. It has a very light orange color.</p>	<p>4 ounces</p> <p>1 pound</p>	<p>\$4.95</p> <p>\$12.95</p>
<p>Shea Body Butter (Refined)</p> <p>Also known as African Karite Butter. This is smooth and creamy just like room temperature butter. When added to soaps it gives a satin feel that is so luxurious.</p>	<p>4 ounces</p> <p>1 pound</p>	<p>\$6.95</p> <p>\$9.95</p>
<p>Shea Butter - Un-refined (East African)</p> <p>This is the Shea butter to use when you want the true therapeutic, healing qualities of Unrefined Shea Butter, without the awful odor of the West African Unrefined Shea butter.</p>	<p>4 ounces</p> <p>1 pound</p>	<p>\$7.95</p> <p>\$16.95</p>

Containers

<p>Air Spray</p> <p>Durable and passes our inspection!! Great for facial mists and body and room sprays to name a few (Qty 5)</p>	<p><i>Mabel</i></p> 	<p>½ ounce</p>	<p>\$4.95</p>
<p>Bath Salt Tubes, 8 inch PVC Plastic</p> <p>Clear with plug cap. (Qty 10)</p>	 <p><i>Packaging</i></p>	<p>Qty 10</p>	<p>\$5.95</p>
<p>Bottle with Pump for lotion, shampoo, conditioner and more! (Qty 1)</p> <p>*Holds 4 ounces of lotion.</p>		<p>4 ounces</p>	<p>\$2.39</p>
<p>Butterfly Lip Balm/Ointment, Clear</p> <p>(Qty 10)</p>		<p>5 gram pots</p>	<p>\$3.99</p>
<p>Candle Tins, Silver / with caps</p> <p>Excellent for travel and aromatherapy. Great for left over soy or wax.</p>		<p>6 ounce tins</p>	<p>\$19.95</p>
<p>Candle Tins, Silver / with caps</p> <p>Excellent for travel and aromatherapy. Great for left over soy or wax.</p>		<p>6 ounce tins</p>	<p>\$16.95</p>
<p>Chapstick Twist Tube, White</p> <p>(Qty 10)</p>		<p>1/5 ounce tubes</p>	<p>\$3.99</p>

<p>Chapstick Twist Tube, Natural (Qty 10)</p> 	<p>1/5 ounce tubes</p>	<p>\$3.99</p>
<p>Clam Shell Compacts for Balm (Qty 10)</p> 	<p>5 gram compacts</p>	<p>\$4.99</p>
<p>Double Walled Crème' Jars With Dome lid! (Qty 10)</p> 	<p>4 ounces</p>	<p>\$12.49</p>
<p>Dram Plastic Bottles w/Droppers, White Caps (Qty 10)</p>	<p>¼ ounce</p>	<p>\$3.95</p>
<p>Heart Shaped Tins Unique and very hard to find. While supplies last. (Qty 10)</p> 	<p>½ ounce</p>	<p>\$9.99</p>
<p>Lip Balm/Ointment Pots, Clear (Qty 10)</p> 	<p>¼ ounce</p>	<p>\$3.99</p>
<p>Lip Balm/Ointment Pots, Clear/White lids (Qty 10)</p> 	<p>5 gram pots</p>	<p>\$2.99</p>
<p>Lip Balm Pots, All White (QTY 10) Very Sturdy</p> 	<p>¼ ounce</p>	<p>\$3.99</p>
<p>Lip Balm Tins It is hard to find tins that actually open easy. These do.</p> 	<p>½ ounce</p>	<p>\$6.99</p>

Craft Books

101 Soap Making Recipes & Techniques: Melt and Pour	\$19.95
The Bathroom Chemist	\$19.95
Gift Basket Business: How to	\$19.95
How to Make Heavily Scented Candles	\$19.95
Kitchen Arts Collection by Mabel White	\$34.95
Maid Holistic	\$19.95
Make Money Selling Your Craft	\$19.95
The Self Apothecary	\$19.95



VIDEO'S!

The Bathroom Chemist DVD/Video a one hour MUST have to learn all of the basics. Excellent quality production and fun! Great for kids also! **\$19.95.**

How to Make Gift Baskets DVD/Video is also another great one hour series that is wonderful for just learning how to make outstanding gifts on a not so outstanding budget. **\$19.95**

How to Make Candles 1 Hour DVD video is **\$19.95**

Floral Design 101& 102 2 Hour DVD video is **\$29.95**

Making Melt and Pour Soaps 1 Hour DVD Video is **\$19.95**

Making Melt and Pour Chocolates 1 Hour DVD Video is **\$19.95**

Essential Oils – Essential Oils, the volatile extracts from plants, are extremely concentrated – thus their beautiful, natural scents. They have specific therapeutic effects – i.e. lavender is relaxing, sweet orange is uplifting... Undiluted essential oils should not be used on the skin. The oils here should not be taken internally or used in cooking.

Essential Oil	1/3 oz	2 oz
Anise, Star	\$3.49	\$5.49
Bergamont	\$5.35	\$17.70
Bug Off!! Blend	\$4.79	\$12.95
C-4 Canker Blend (Sold in 1 ounce only)	1 oz \$19.95	
Cajeput	\$4.59	\$12.79
Camphor, White	\$3.29	\$5.85
Cedarwood, Atlas	\$4.19	\$9.95
Cinnamon Leaf	\$3.79	\$6.19
Citronella, Java	\$3.79	\$5.89
Clary Sage	\$6.19	\$20.29
Clove Bud	\$3.79	\$7.7
Cocoa Absolute	\$12.95	\$39.95
Coffee	\$13.89	\$43.95
Eucalyptus	\$3.95	\$6.95
Fir Needle, Siberian	\$4.19	\$7.59
Geranium	\$6.19	\$20.59
Ginger	\$4.19	\$10.85
Grapefruit, Pink	\$3.79	\$7.15
Lavender, Bulgarian	\$5.49	\$14.95
Lavender, Bulgarian (8 ounces)	8 oz \$41.39	
Lemon	\$3.29	\$6.779

Lemon Grass	\$3.95	\$7.59
Lime	\$4.59	\$12.59
Mandarin Red	\$5.99	\$20.95
Litsea, May Chang	\$3.95	\$6.95
Orange, Sweet	\$3.29	\$5.89
Palmarosa	\$4.29	\$9.49
Patchouli	\$4.39	\$13.15
Peppermint	\$4.45	\$9.59
Rosemary	\$4.89	\$9.29
Sage, Spanish	\$5.19	\$15.98
Spearmint	\$4.49	\$9.40
Tangerine	\$3.49	\$6.85
Tea Tree	\$4.19	\$12.99
Ylang Ylang	\$5.39	\$15.65

White Tiger Healing and Pain Balm by D.R. Dolen

Melt Beeswax first in a disposable container that will not melt in the microwave. Microwave for a few minutes and then add soy wax until just melted. Stir the oils together and then add your essentials oils. Pour into attractive containers or pots and they will cool within minutes!

Eucalyptus Oil 20 Drops	Camphor Oil 20 Drops
Menthol Oil 10 Drops	Lavender Oil 5 Drops
Cassia Oil 5 Drops	Cajuput Oil 5 Drops (Optional)

Herbal Healing Salve Formula by D.R. Dolen

Use the same method and instructions as discussed in the White Tiger Balm Recipe

1 oz Comfrey Oil	4 Drops Lavender Essential Oil
1 oz Calendula Oil or Black Cumin Oil	10 Drops 400 vit E & Teaspoon of ROE
4 Drops Tea Tree Oil	

Hydrosols - Sold in 16 ounce

We carry the finest, **aromatherapy-grade** Hydrosols we can find, and we don't stop there! Each Hydrosol is **triple-filtered** to ensure that you get a safe, high-quality product. Use Hydrosols as all or part of the water part in your face masks, lotions, creams, sprays, shampoos, soaps and more! Once you've experienced Hydrosols, you'll never want to use plain, boring distilled water again!

Chamomile, German	\$16.95	Rose, Damask	\$19.95
Lavender (Organic)	\$16.95	Rosemary Verbenone	\$16.95
Neroli (Orange Blossom)	\$16.95	Witch Hazel	\$11.95

Fixed & Carrier Oils

Oils used for massage or diluting essential oils before cosmetic or topical use.

Almond Sweet Oil	2 oz	\$2.25	Coconut Oil	1 lb	\$4.95
Almond Sweet Oil	16 oz	\$9.95	Grapeseed Oil	2 oz	\$2.95
Aloe Vera Oil	2 oz	\$6.95	Jjoba, Golden	2 oz	\$6.95
Apricot Kernel Oil	2 oz	\$2.95	Neem	4 oz	\$9.95
Avocado Oil	2 oz	\$2.95	Pine Tar Oil	1 Pint	\$9.95
Bee Pollen Oil	16 oz	\$24.95	Primrose Oil, Evening	2 oz	\$2.95
Carrot Oil, Pressed	2 oz	\$4.95	Soya Lecithin (capsules)	10	\$1.95
Castor Oil	2 oz	\$2.25	Sunflower Oil	2 oz	\$2.45
Coconut Oil (Fractionated)	16 oz	\$8.95	Vitamin E Oil 10,000	2 oz	\$6.95
Coconut Oil	4 oz	\$2.95	Walnut Oil	2 oz	\$2.45

Preservatives:

Germaben II E: Usage is normally 1% of your total product weight. We use this for any products that contain water. Keep away from eyes and children. This preservative contains the following components:

Germaben II E contains:



- Propylene glycol 56%
- Diazolidinyl urea 30%
- Methylparaben 11%
- Propylparaben 3%

\$9.95 for 2 ounces

Antioxidants

Pure Vitamin E 10,000 IU 2 Ounces \$6.95

This is pure, natural vitamin E, not a blend of synthetic/natural. Wonderful as an antioxidant to prevent rancidity in delicate oils, as well as great label appeal for lotions, creams, and soaps.

Rosemary Oleoresin Extract 2 Ounces \$9.95

This is not Rosemary essential oil as many people are taught Rosemary essential oil is a natural preservative. They mean Rosemary Oleoresin. Use 1 teaspoon to one tablespoon to extend the life of 20 pounds of oil, so a little goes a long way.

Dendritic Salt 2 Ounces \$1.95

Use about a teaspoon per pound to extend the life of your essential and fragrance oils

Soap Making Oils

Coconut Oil, 1 Pound \$4.95

Pine Tar , 1 Pint \$9.95

Flavor Oils

Use these delicious oils for all your lip balm creations. They are food grade, oil soluble, and made from **natural flavors when possible** --not artificial flavors. Create something tasty!

1/4 Ounce \$1.95

8 Ounce \$9.95

16 Ounce \$16.95

Almond *	Cinnamon *		Peach
Anise *	Coconut		Peppermint
Apple	Cotton Candy		Pina Colada
Apricot	Cranberry		Pineapple
Black Cherry	Egg Nog		Pink Grapefruit
Blueberry	Grape		Pomegranate
Banana	Green Tea		Pumpkin Pie
Brandy	Hazelnut		Raspberry
Bubble Gum	Honey		Rose
Butterscotch	Kiwi		Rum
Butter Rum	Lemon Drops *		Sour
Candy Apple	Licorice *		Spearmint
Cantaloupe	Lime		Strawberry
Caramel	Mandarin Orange		Strawberry Lemonade
Caramel Late	Mango		Sweetener, Natural
Chai	Margarita		Tangerine
Cherry	Mango		Watermelon
Cool Berry	Menthol		Wintergreen
Chocolate	Passion Fruit		

Our line of flavor oils are formulated specifically for lip balms, jellies, glosses and edible massage oils. They are manufactured using a combination of both high quality all natural ingredients when possible. **An asterisk is placed by those flavors that are 100% natural.**

Flavors can not only be used to make balm, but in many other edible products such as edible love lotion, or to flavor coffee beans. To flavor coffee beans simply the beans in a zip lock bag with flavor to taste and shake. Store the beans in the bag a few days for extra zest and roll on a spice or powdered sugar for appeal.

35 Flavor Pack *Real Deal!* \$49.99

The 35 Pack gives you 35 different flavors! Packaged in five 7 packs, no flavor is repeated. This item was highly demanded by those who want to try all of our flavors. Mix and match some for your own custom flavors!

Mix and Match Flavor Ideas!

Apple Pie: Apple, Vanilla, Cinnamon***Banana & Strawberry*****Caramel Apple:** Caramel & Apple* **Cherry Cordial:** Chocolate & Cherry***Cookies & Cream:** Chocolate & Vanilla ***Creamsicle:** Tangerine & Vanilla***Double Mint:** Wintergreen & Spearmint***Fruit Slices:** Cherry, Tangerine, Lime, Lemon***Kiwi & Strawberry***Kiwi & Strawberry***Our Favorite:** Coconut & Raspberry***Peach Cobbler:** Peach, Vanilla, Cinnamon***Raspberry & Peppermint*****Raspberry Cream:** Vanilla & Raspberry***Rose and Tangerine***Strawberry & Peppermint***Tangerine Sour:** Tangerine & Sour***Tahitian Vanilla:** Vanilla, Coconut & Pineapple***Toasted Coconut:** Coconut & Hazelnut.



Basic Lip Balm and Chap Stick Recipe

You will need **20 5 ml pots to pour your jelly into when done**

Pipettes to transfer your formula

4 ounces of edible oil, such as **Sweet Almond**

3 Drops **Rosemary Oleoresin Extract (ROE)**

1/4 ounce of **Candelilla wax**

1 Ounce of flavor oil or 4 1/4 ounce bottles if you desire different flavors.



Heat the oil in the microwave with the wax until just melted. This takes only a few minutes. We melt ours in a small mason jar. Remove the hot mixture with kitchen mitts and set on the counter to begin swirling in a touch of lip stick if color is desired, and then the flavor oils, which will quickly cool down the mixture. With Lip Jelly we use much more flavor oil as the wax will absorb it. Quickly transfer with pipettes into your containers before it becomes gel. This is a rare case where we would use a lot of flavor oil. If you want separate flavors, such as apple, cherry, grape, and strawberry for kids, or colors, separate the hot oil when it comes out of the microwave into a small mason jar for every different flavor/color you desire and then mix as directed.



TIP: You can also make **solid perfume** with the same recipe, just substitute the flavor oil for fragrance or essential oil!

Mabel White TIP: **Did you know that you can make many things from our lip balm base?**

You can make lip balm and gloss simply **tinted with old lipsticks**, lip gloss by simply increasing the oil in your balm base, many herbal salves such as a Tiger Balm copy cat as well as solid perfume by replacing flavor oil with your favorite fragrance oil! Just a little goes a long way so pick your containers and get CREATIVE!

Fragrance Oils (For use in body preparations as well as candles)

Fragrances are synthetically produced, where as essential oils are steam distilled from plant material. Fragrances often contain some essential oil in



them, but have synthetic components as well. We do not cut our oils with inferior chemicals.

We noted our absolute favorites in bold text! **We guarantee our scents are the most powerful and on point in the industry!**

2 Ounces \$4.95 8 Ounces \$9.95 16 ounces \$14.99

Acorn	Carrot Cake	Hazelnut
Almond	Cedar	Harvest
Apple Cider	Chai	Honey*
Apple, McIntosh	Chamomile Tea Cherry	Hot Buttered Rum
Apple Pie	Cherry Cobbler	Honeysuckle
Apricot	Chocolate	Hyacinth*
Apple Cranberry Chutney	Chocolate Mint	Hydrangea*
Apples & Oak	Christmas Tree	Irish Spring*
Autumn Walk	Cinnamon Broom	Island Mango
Baby Powder	Cinnamon Bun	Jasmine
Baked Bread	Coconut	Jelly Donut*
Banana	Coconut, Lime & Verbena	Key Lime
Banana Nut Bread	Cotton	Lavender
Bananas Foster	Creamy Coconut	Lavender Vanilla
Bay Rum	Cucumber Melon	Leather*
Blue Lavender & Palmarosa	Downey, April Fresh*	Lemon Chiffon
Blue Spruce	Egg Nog	Lemon Grass
Blueberry Muffins	English Toffee	Lemon Zest
Birthday Cake	Espresso	Lilac
Bourbon *	Eucalyptus & Spearmint	Lime & Roses
Butterscotch	Fresh Cut Grass	Mabel's Porch
Caramel	Fruit Slices	Macadamia Nut Bread
Caramel Latte	Gardenia*	Macadamia Nut Cookie
Candy Corn	Gingerbread Spice	Magnolia
Carnation	Green Clover & Aloe	Mandarin Peel
	Grape*	Continued...

Mango	Pear *	Siberian Fir Needle
Mango Papaya	Pear Berry *	Spiced Pear *
Maple Sugar & Praline	Peppermint *	Spiced Pumpkin
Margarita	Pina Colada	Strawberries &
Mistletoe	Pine, White	Champagne
Mountain Home	Pineapple Paradise	Sugar Cookie
Mulberry	Pistachio & Vanilla*	Sweet Pea *
Musk	Plumeria	Strawberry, Pacific
Nag Champa	Pumpkin Pie	Mountain
Oak	Raspberry	Tahitian Vanilla
Oatmeal Raisin Cookie	Raspberry Cream	Tangerine
Odor Eliminator	Raspberry, Sun Ripened	Vanilla
Old Spice	Rice Flower & Shea *	Vanilla Caramel
Orange & Cloves	Rose	Warm Apple Crisp
Pacific Mountain	Rum	Warm Vanilla Sugar
Strawberry	Sage, Fresh Cut	White Tea & Ginger*
Papaya *	Sandalwood *	Wisteria*
Peach, Fresh	Sandalwood & Rose	Ylang Ylang

An *asterisk is placed by those fragrances that have a different price for the 8 ounce size. The prices are listed below.

\$12.99 Bourbon, Grape, Honey, Jelly Donut, Pistachio & Vanilla

\$16.99 Papaya, Pear, Pear Berry, Peppermint, Rice Flower & Shea, Sandalwood, Spiced Pear, Sweet Pea, White Tea & Ginger, Wisteria

\$22.99 April Fresh Downey, Gardenia, Hyacinth, Hydrangea, Irish Spring \$18.99 Leather



Lip Balm Bases

Mabel's All Purpose Balm & Chap Stick Base All natural for making flavored lip balms, solid perfumes, and healing salves, Just melt and pour! Contains soy wax, sweet almond oil and beeswax. Ingredient's: Soya Wax, Sweet Almond Oil, Beeswax.

4oz. \$4.95

1 lb. \$9.95

Mabel's All Purpose Jelly Base All natural for making flavored lip jellies and healing salves. Just melt and pour! Contains soy oil and Candelilla wax.

4oz. \$4.95

1 lbs. \$8.95



Mabel's All Purpose Wax Jelly Our highest quality natural jelly, so good, we wanted in a jar for our own use.

4 oz jar \$6.99



For Lip Gloss Tubes, Tins and Rollers – See Containers

OUR LIP BALM FACTORY! A GREAT WAY to get started! All the supplies you need to make 20 lip balm pots and 20 chap sticks. Just melt and pour! Contains 4 ounces of Mabel's All Purpose Balm Base, 4 ounces of Mabel's Natural Jelly Base, 4 Flavors, Pipettes and more! Use lipstick chips for color! **\$29.99**

Miscellaneous or Unique Items

<p>Air Freshener Water Crystals 2 ounces</p> <p>These crystals absorb up to 400 times their weight in water, and expand to make beautiful gel-like crystals/ 1oz of crystals will absorb up to 1 gallon of water. Great for Smelly Jelly Air Fresheners</p>	<p>\$4.95</p>
<p>Color Mixing Chart – A Must Have for Making Potions!!!</p>	<p>\$8.95</p>
<p>Copper Dog Bone Cookie Cutter 3”</p>	<p>\$2.95</p>
<p>Crushed Shell (5 pounds)</p>	<p>\$6.95</p>
<p>Flower Power Décor - To Decorate Products made for the bath. 1 oz</p>	<p>\$2.95</p>
<p>Glue Dots Roll of 1,000</p>	<p>\$19.95</p>
<p>Pipettes (Droppers) Transfer Fragrance Oil to Balm Preparations</p>	<p>\$1.99</p>
<p>Plastic Sample Spatulas , White or Black (25 pack)</p>	<p>\$2.99</p>
<p>Sand (5 pounds)</p>	<p>\$6.95</p>
<p>Powdered Vanilla – Genuine (6 ounces) in a stand up pouch. A condiment to shake onto berries, coffee, chai or latte's.</p>	<p>\$9.95</p>
<p>Powdered Vanilla – Genuine (1 pound) for Cake, Cookie mixes and Chai. Our powdered vanilla is pure, attached to a Dextrose Base. The same amount to replace liquid vanilla in recipes.</p>	<p>\$24.95</p>
<p>Vanilla Sugar Artificial (6 Ounces) in a stand up pouch</p>	<p>\$6.95</p>
<p>Vanilla Sugar Artificial (1 Pound) in a stand up pouch</p>	<p>\$12.95</p>
<p>Wooden Spoon for Mason Jar Gifts 6 ½”</p>	<p>\$2.95</p>

Packaging

These stand up pouches are more than charming, they allow your product to stand up for viewing! They also allow much more room for product labeling and descriptions! The foil bags can be heat sealed above the zip lock for added protection. This is optional, but it does look more professional.



All Clear Stand Up Pouch Bag (10 bags)	8 oz	#8	\$3.95
	1 lb	#9	\$4.95
	2 lbs	#11	\$8.95
Clear Stand Up Pouch Bag (10 bags) Perfect for Salve Balm, Pots, Chap Stick Tubes, Solid Perfume and more... Perfect for candle tarts, soaps, potpourri, and more...	2 oz	#1	\$2.95
	4 oz	#2	\$3.20
Clear Stand Up Pouch Bag with a Gold Foil Back (10 bags)	8 oz	#10	\$6.95
	1lb	#7	\$6.95
Kraft Tin Tie Bag with Window and Gusset (10 bags)	½ lb	#4	\$1.95
	1 lb	#6	\$2.95
White Tin Tie Bag with Window and Gusset (10 bags)	½ lb	#3	\$1.95
	1 lb	#5	\$2.95

Waxes

Beeswax Chips	4 oz	\$4.99
Beeswax Pastilles	1 lb	\$9.95
Beeswax Pearls (Yellow)	4 oz	\$4.95
Beeswax Pearls Yellow or White	1 lb	\$9.95
Beeswax Pearls (Yellow)	10 lbs	\$89.95
Candelilla Wax in manageable flakes. Great also for Lip Jelly and Salves.	4 oz	\$3.95
SoyWax™ Flakes Burns longer, no soot, water based so easy clean up, and economical! For use in containers. Hemp or cotton braided wick recommended. Melt Point 120-125	5 lbs	\$9.95
SoyWax™ Flakes: Melt Point 120-125	50 lbs	\$54.95
SoyWax™ Votive Flakes: Melt Point 130-135	50 lbs	\$64.95
10 German Cotton Braided Wicks 9" Recommended for Soy and Pillar Candles. Primed & Tabbed. Cut to Size	10	\$2.95
20 Soy Candle Wicks 10" – for Soy Wax Primed & Tabbed. Longest Burning!!! Cut to Size. For up to 3" diameter candles	20	\$2.95

Wicks

10 German Cotton Braided Wicks 9" Recommended for Soy and Pillar Candles. Primed & Tabbed. Cut to Size	\$2.95
20 Soy Candle Wicks 10" – for Soy Wax Primed & Tabbed. Longest Burning!!! Cut to Size. For up to 3" diameter candles	\$2.95

.....
Steric Acid ½ Pound Steric Acid is great to add opacity and strength to your wax candles. Increases burn time and fragrance throw. (do not use if mottling effect is desired) Suggested use 7-9 tablespoons per pound of wax. **\$2.95**



Making True Soy Candles

“Soy looks best in frosted containers and prepared with a little melted beeswax...”

All natural Soy Wax! All we can say is WOW! Our new Soy Wax made just for Mabel White by **Cargill** who holds **the only true company who holds a patent in North Carolina**. It is known as “**Naturewax**.” Soy Wax is the most versatile ONE POUR wax that we have ever seen. It Melts in HALF the time of Paraffin, and is safe to just melt in the microwave, unlike Paraffin. Best it supports our American farmer! Burns 3X longer than most Paraffin's and pours flat as a board in one pour EVERY TIME. This wax holds up to a 10% fragrance load with ease and burns 100% SOOT FREE! If you every use our Soy Wax you'll never go back to paraffin wax again. Even cleans up with water. Comes in easy to handle flakes. Heat to 200 degrees and pour. For best results use our liquid o/b candle dye, o/b candle fragrance and our paper/cotton braided or hemp wicks. Our soy wax has been tested with our fragrances, colors and wicks, and we cannot guarantee your results if using another company's products. Call for large quantity pricing over 500 lbs.

Our new Soy Votive is beautiful and requires no container. It pours a beautiful and shiny antique white. This is truly a secret that cannot be easily reproduced by fake imitations.

Making Our Soy Candles

Another item we just met and pour in the microwave! We like to add a little Mabel White's 100% pure beeswax chips, melted to our melted soy just prior to pouring. We use up to 5% beeswax to 95% soy wax and that seems to give it a beautiful opaque texture found in the Root Candle line.



Adding beeswax to the soy also gives it a longer burn time. We use hemp wicks to further the spirit of burn times. Generally just pouring melted soy with no color offers a beautiful vanilla look. For best results let your melted soy cool a little before you add fragrance and pour. Adding fragrance while hot may evaporate your scent and pouring too hot may produce an undesired mottled effect. We use about ½ an ounce of fragrance oil for every 16 ounce candle. Pour excess soy into 6 our ounce travel tins!

SOY WAX CANDLE MAKING INSTRUCTIONS

Heat up a little bees wax in the microwave with the soy wax.

1. Have your containers and wicks ready. Using a pencil to hold the wick taught. We find it easier to add the wick just after we pour a short layer and allow it to cool.

You want to heat the wax to about 200 degrees. We actually heat 6 cups of soy flakes in the microwave for 12 minutes or so, until clear, in a pliable plastic bowl that we can pinch the front to pour. Soy is easy clean up, water soluble, so any pliable plastic bowl is OK. Add OIL BASED fragrance oil and OIL BASED color while still hot, but do not pour until it gets a little cooler, like 140 degrees or it will not look creamy. People who pour at 200 degrees get a mottled look.



2. You can do this to be perfect, but we do not. Ours seem to come out fine without this step: Heat your glass candle container in the oven set on low or warm. When the glass is very warm (not too hot) take it out. If you live in cold areas, this may be wise.

3. Use a pencil or bamboo stick to stabilize the wick. Colors always turn pastel with Soy. Do not expect bright affects. We add a hemp wick after pouring as hemp burns longer. As we said above, at times we use no color as Soy has a nice off white color, great for Vanilla. We add only a few ounces of fragrance to a 26 ounce batch, for example. 6 Cups usually give us 52 ounces, making two apothecary jars, so we use about 4 ounces of fragrance total. Again, adding a little melted beeswax will help achieve a beautiful opaque consistency.

4. Let cool completely (this may take a few hours).



ORDERING: Although we prefer orders to be placed on-line with our secure Wells Fargo Shopping Cart, at times that may not be possible for the customer. For orders via mail send please fill out order form below: **(Credit card Info must match card billing exactly,)** or complete your order on line and just call the number below to pay for the total by phone. **Fax to 941-758-6654** or **mail to 6649 Renssalaer Drive, Bradenton, FL 34027**. A follow up e-mail will help us to expect the order coming in snail mail, but is not mandatory. Thanks again for your business!!! MW

